

Muckraker Newspaper Assignment

Directions: For the following assignment you and a partner are going to be assigned one of the pre-made photo sets. Make sure to read and follow the below directions carefully.

Step 1: As a group create a definition to explain the Progressive Movement and make sure to have it included in your newspaper.

Step 2: Review the pictures in your set and identify which picture represents each Progressive Movement.

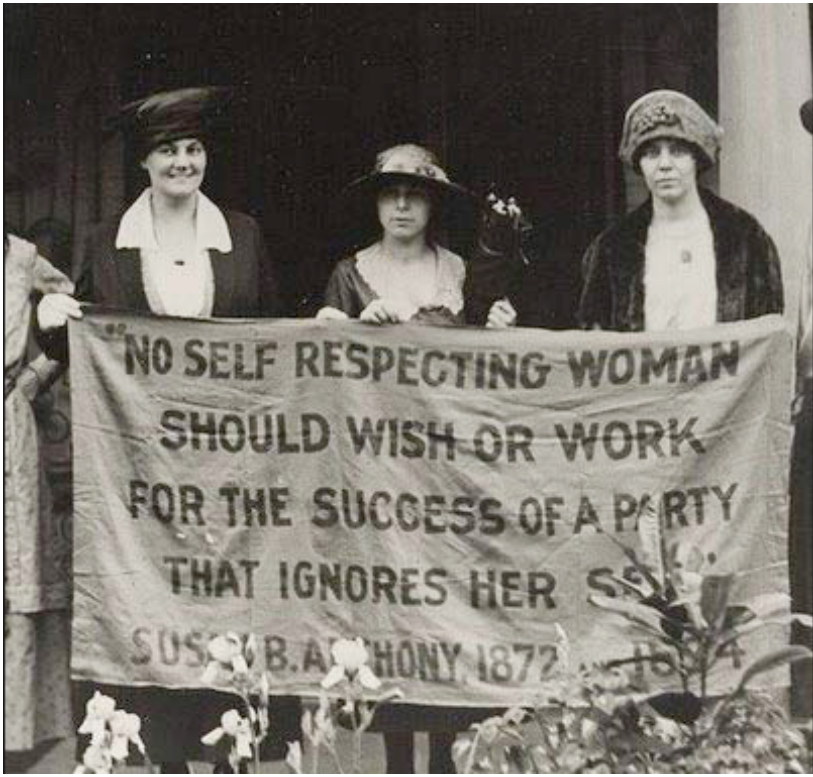
- a. Immigration**
- b. Temperance Movement**
- c. Business and Political Reform**
- d. Women's Rights**


Step 3: Once you have identified the pictures you and your partner are going to create a caption for each photo along with a mini news article. Each article should be at least 7 sentences in length. Make sure you caption and news articles include a description of each picture, facts about the movement, and other important information. To help you write the caption make sure to review your notes from the previous day and check websites for helpful information.

Step 4: Choose a modern day issue and expose it in the same style as described above.

Step 5: Add your photos and captions to your poster, and then decorate your newspaper.


Step 6: Monday each group will be completing a short presentation to class explaining their pictures and key information.







PLEASE SIGN THIS CARD AND KEEP IT



Woman's Christian Temperance Union

PLEDGE

I hereby solemnly promise, God helping me, to abstain from all distilled, fermented and malt liquors, including wine, beer and cider; and to employ all proper means to discourage the use of and traffic in the same.

Name Mrs. Agnes Cole

Date Aug. 17 1917

249



